








# SHAWNEE PARK

1400 W. Mesquite St. | 85224



-  PAVILION
-  DOG PARK
-  FENCING
-  PLAY AREA
-  REST ROOMS
-  WALKING PATH (+/- 0.37 MILES)
-  BASEBALL/SOFTBALL FIELD W/ LIGHTS