

Fiscal Year (FY)
2020-21

Budget Brief

"The Future's in Sight"



Total City Budget
\$931.3
Million

Up
↑ 0.46%
from the FY 2019-20 Adopted Budget

Total FTE (Full Time Equivalents)
1,693.675
(6.4 Employees per 1,000 of Population of 264,700)

Where Does My Property Tax Dollar Go?

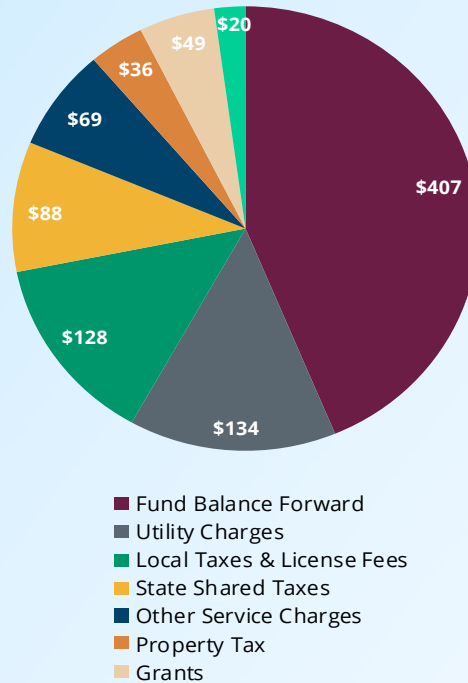
\$1.1201 Per \$100 of Assessed Value
- Primary Tax Rate = \$0.2501
- Secondary Tax Rate = \$0.8700



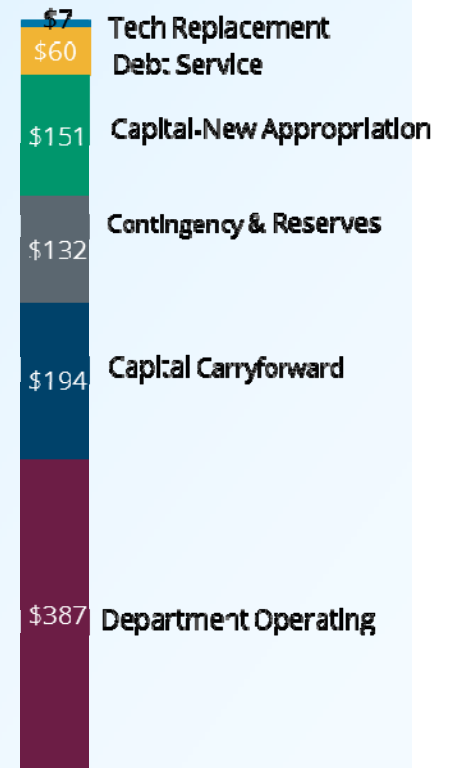
All Funds (in Millions)



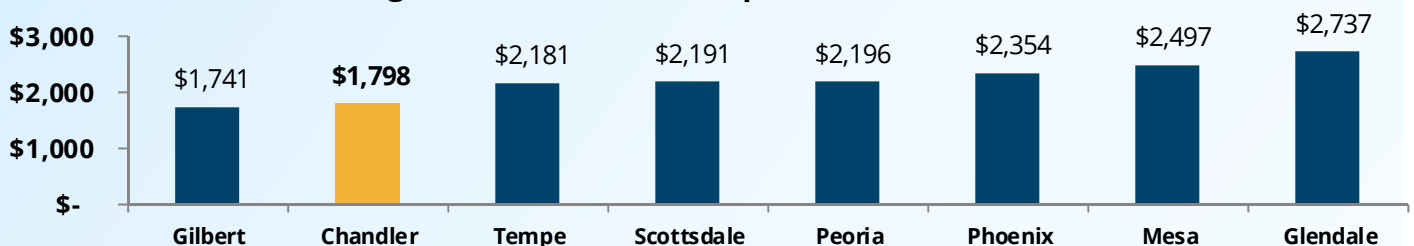
Where the Money Comes From



Where the Money Goes



Average Residential Cost Comparison for Direct Services



*2020 Data: Solid Waste, Water, Wastewater, Local Sales Tax, Property Tax

Fiscal Year (FY)
2020-21

Budget Brief

"The Future's in Sight"



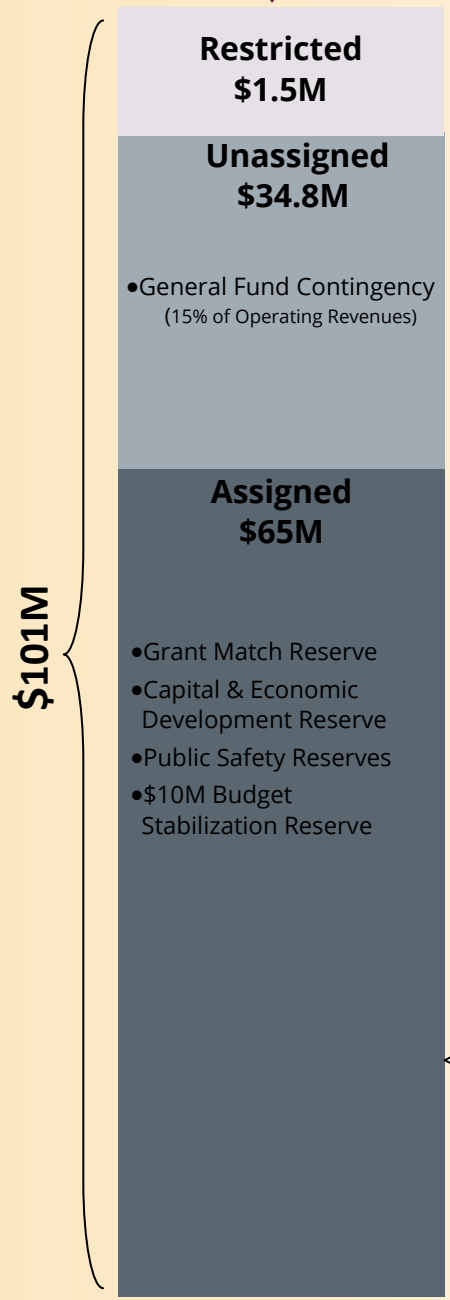
General Fund Budget
\$397.1
Million

Down
↓ 0.6%
from the FY2019-20 Adopted Budget

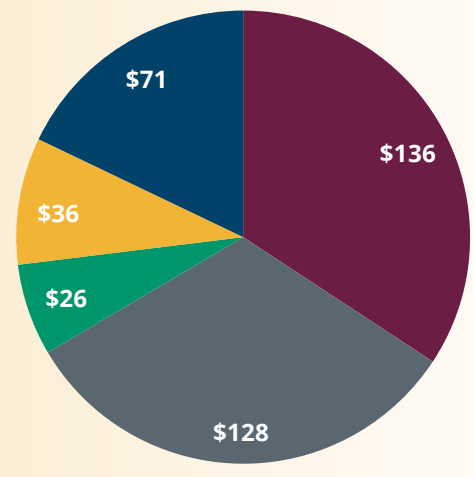
General Obligation Bond Rating
AAA Fitch
Aaa Standard and Poor's
Aaa Moody's
Highest rating level from all 3 major agencies

How is the General Fund Balance Designated?

General Fund (in Millions)

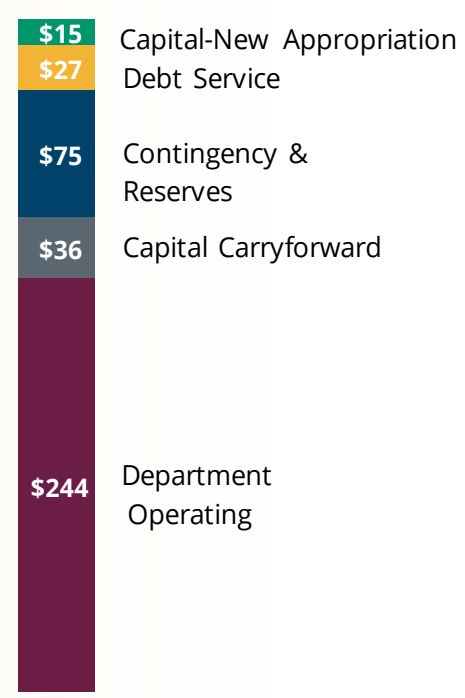


Where the Money Comes From

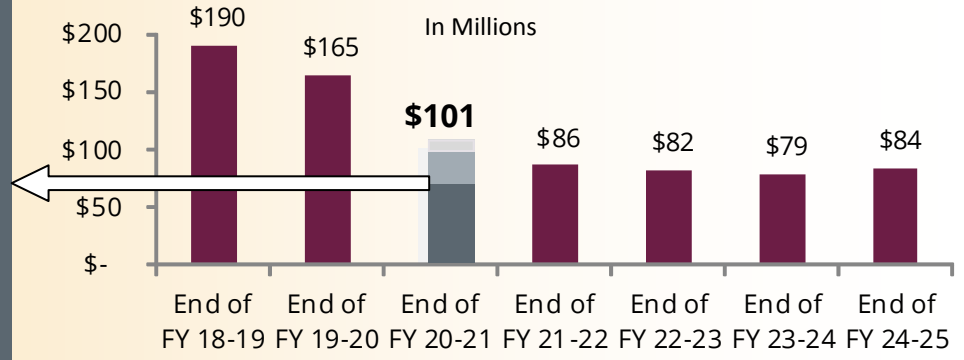


- Fund Balance Forward
- Local Sales Tax & Licenses
- Other Revenues
- Property Taxes
- State Shared Taxes

Where the Money Goes



General Fund Balance Projection



Minimum Reserve = 4 Months Operating Revenues or \$77M