

ESPEE PARK

480 E. Knox Road, 85225 | 480-782-2752

Espee Park has something for everyone! The 33-acre park is home to Chandler's first official bike park, featuring a thrilling bike course that inspires varying levels of riders and abilities. Not for the faint of heart, the bike park features a jump box, double roller, molehill, Hubba ledge, and vertical surface that is taller than a basketball hoop.

The park is also known for its spray pad, ideal for splashing around and cooling off during Arizona's hot days. Park-goers can enjoy a water tower, three candy cane-shaped showers, four spray rings, and a ground spray. The park also includes a playground, three lighted baseball and softball fields, as well as covered awning seating for spectators.

Plan your visit to Espee and other Chandler Parks at chandleraz.gov/parks.



Community Services
Parks & Recreation

DISCOVER.

IMAGINE.

GROW.

FEATURES

- Baseball/Softball field
- Bike park
- Playground
- Spray pad
- Walking trails
- Field and pavilion rentals
- Restrooms

TOUCH	TASTE	SOUND	SIGHT	SMELL
#	#	#	#	#



SENSORY GUIDES

- Bike Park
- Playground
- Spray Pad






IBCCES Sensory Guide™

Sensory Levels (1= Low Sensory Stimulation, 10= High Sensory Stimulation)

Espee Park | **BIKE PARK**

Chandler, AZ

ISD#10347

TOUCH	TASTE	SOUND	SIGHT	SMELL
				
4	1	4	2	1

Participant Guidelines

<ul style="list-style-type: none"> • Guests can ride BMX bikes • Concrete structures to bike up and around • Free/unstructured play 	<ul style="list-style-type: none"> • Low impact on this sense 	<ul style="list-style-type: none"> • Potential sounds of BMX bikes and from other guests • Potential for close proximity/shared space with other visitors • Potential for sound to rise if the area is busy 	<ul style="list-style-type: none"> • Natural light, outdoor setting • People on bikes are moving around this area 	<ul style="list-style-type: none"> • Low impact on this sense
--	--	--	---	--






IBCCES Sensory Guide™

Sensory Levels (1= Low Sensory Stimulation, 10= High Sensory Stimulation)

Espee Park | **PLAYGROUND**

Chandler, AZ

ISD#10348

TOUCH	TASTE	SOUND	SIGHT	SMELL
				
6	1	4	3	1

Participant Guidelines

- | | | | | |
|---|--|---|---|--|
| <ul style="list-style-type: none"> • Guests can play, climb, and slide in this playground area • Free/unstructured play • Varying surface areas and textures | <ul style="list-style-type: none"> • Low impact on this sense | <ul style="list-style-type: none"> • Potential sounds from other guests • Potential for close proximity/shared space with other visitors • Potential for sound to rise if the area is busy | <ul style="list-style-type: none"> • Natural light, outdoor setting • Shade structure covers playground | <ul style="list-style-type: none"> • Low impact on this sense |
|---|--|---|---|--|






IBCCES Sensory Guide™

Sensory Levels (1= Low Sensory Stimulation, 10= High Sensory Stimulation)

Espee Park | **SPRAY PAD**

Chandler, AZ

ISD#10349

TOUCH	TASTE	SOUND	SIGHT	SMELL
				
4	2	6	3	2

Participant Guidelines

<ul style="list-style-type: none"> • Area to play and interact with water and play structures • May be sprayed with water unexpectedly • Free/unstructured play 	<ul style="list-style-type: none"> • Potential to ingest water • Low impact on this sense 	<ul style="list-style-type: none"> • Background noise consisting of rushing water and other guests • Potential for close proximity/shared space with other visitors • Potential for sound to rise if the area is busy 	<ul style="list-style-type: none"> • Natural light, outdoor setting • Potential for water to splash in eyes • Some bright colors 	<ul style="list-style-type: none"> • Low impact on this sense
--	---	--	---	--