








SHAWNEE PARK

1400 W. Mesquite St.

-  COVERED PLAYGROUND
-  DOG PARK
-  FENCING
-  FIELDS WITH LIGHTS
-  PAVILION
-  REST ROOMS
-  SHAWNEE PARK OUTLINE



Alma School Rd. ►